

Trusted by millions of teachers and students worldwide.

Britannica School User Guide

- For Students and Educators -

Features

How-tos

Navigation



Welcome to Britannica School



Britannica School is an online digital resource designed for all ages and abilities. It is interactive and visually engaging.

Organised individualised content in 3 age-appropriate levels: Primary, Middle and High School. Students and Teachers can easily access activities and research tools and create and share content.

Including inbuilt translation, dictionary and read aloud tools so you can easily find the resources you need to conduct research, complete homework assignments and work on special projects.

Here's a guided tour of Britannica School's best features, navigation and FAQs.

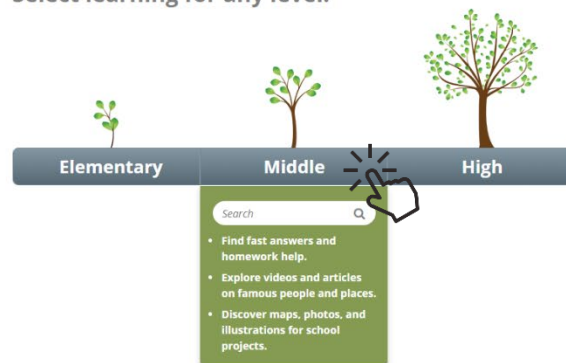
Home Page



Your Britannica Resources ▾

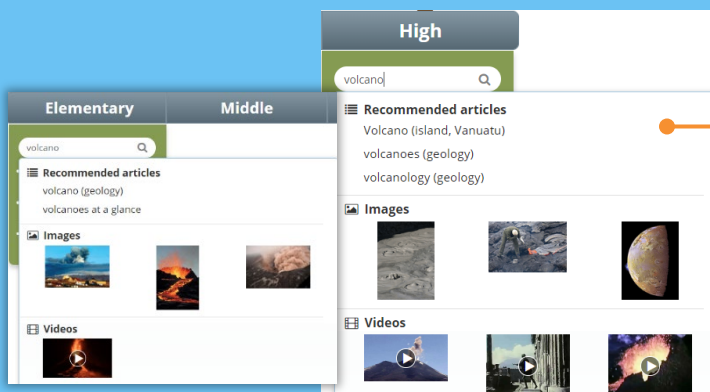
Sign In to My Britannica

Select learning for any level.



Click to access each of the 3 Learning Levels: [Elementary](#), [Middle](#) and [High](#).

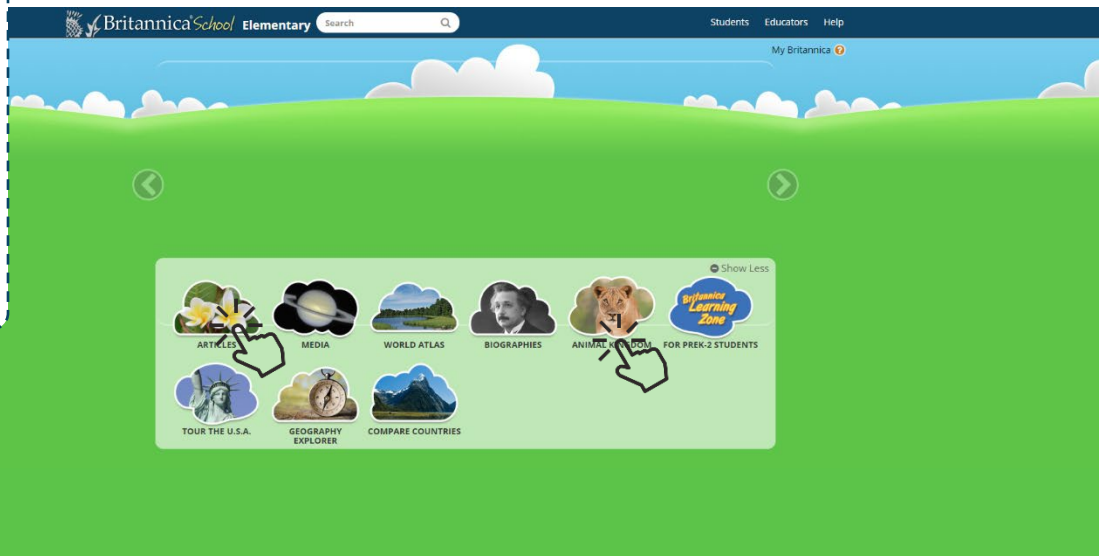
💡 How are learning levels different?



TIP: Try typing your query into each of the search boxes to compare results between the 3 levels!

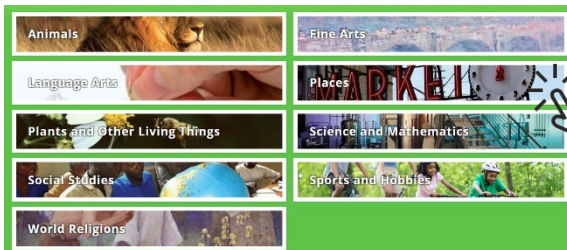
Elementary Level (for K-6 students)

Click our logo to Return to [School Home page](#). Click "Elementary" to return to [Elementary Homepage](#).

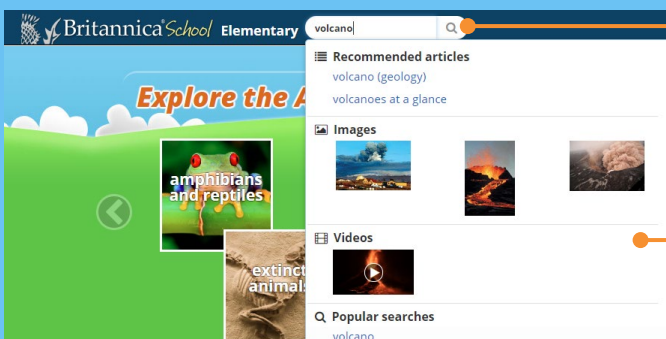


Click on [Articles](#) or [Media](#) to browse the contents of Britannica School by topic. There are 9 topics to discover in the Elementary Level.

Click on [Animal Kingdom](#) to explore facts about animals by group or by habitat.



How do you conduct a quick search?



1. Start a new search any time by typing keywords or phrases into the top search box. E.g. "Volcano".

2. **Predictive Text** will show you a list of relevant articles and media. Click on a [Recommended Article](#), image or video to see the best matched result for your search.

Elementary Level – Articles and Media

Articles in the Elementary Level have **2 Reading Levels**. Click on a level icon to switch to content most suited to your ability.

Britannica School Elementary Search

volcano

Article Reading Level 1 2

Introduction

Volcanic Eruptions

During a volcanic eruption, hot melted rock called magma escapes from a vent, or opening, in Earth's surface, or crust. Magma released from a volcano is known as **lava**. Fresh lava ranges from 1,300 to 2,200 °F (700 to 1,200 °C) in temperature. It glows red as it flows out of the volcano's opening. As it cools, it hardens into rock.

Strong volcanic eruptions throw bits of magma into the air. These bits cool into tiny pieces of rock, called volcanic dust or volcanic ash. Wind can carry volcanic dust thousands of miles away. Volcanic ash can coat the land for miles around the volcano.

Where Volcanoes Form

Volcanic Landforms

Hot Springs, Geysers, and Fumaroles

Studying Volcanoes

Uses of Volcanoes

Hot springs and geysers can form when water trickles down deep enough underground to be warmed by...
Encyclopaedia Britannica, Inc.

3:05

Related

Articles in the Elementary Level are broken into **Subtopics** for easy navigation. Click each Subtopic heading to expand the block.

Click on the **Arrows** to scroll up or down.

Media Display Slider lets you access **Media Files** related to the article. Click on the thumb nails to see images and watch videos!

volcano

geyser: fumarole

Volcanoes tend to be located in regions where two tectonic plates meet. Volcanoes allow hot gases and melted rock from deep within Earth to be released at the surface.

A fumarole is an opening in the ground that releases steam and other gases.

Clicking on any image or video will open it up in an overlay window.

Click the slider on the right to see other media files from the article.

How do you save images and videos?



TIP: Click to **save images or videos** to your My Britannica account.



TIP: Click to **Download** a video onto your computer.

TIP: Click printer icon to **Print** images, if available.

TIP: Click to **Email** media to your preferred mailbox.



Middle Level (for grade 7 - 9 students)

Click our logo to Return to [School Home page](#). Click "Middle" to return to [Middle School Home page](#).

Challenge your knowledge with these [Can You Guess](#) spotlights, click on them to find out the answer!

Learn something new every day with our [Did You Know](#) and [At a Glance](#) panels. Click on any of the thumbnails to dive deeper into the topic.

Click on [Articles](#) or [Images and Videos](#) to browse the contents of Britannica School by topic. There are 12 topics to discover in the Middle Level.

Browse stories of famous people by gender, era, cultural association and their field of expertise using [Explore Biographies](#).

Can You Guess?

Why is the sky blue? Why is the Atlantic the saltiest ocean? Why did King Arthur and his knights gather in round tables?

Explore Britannica

- ARTICLES
- IMAGES AND VIDEOS
- BIOGRAPHIES
- WORLD ATLAS
- COMPARE COUNTRIES
- TOUR ASIA
- MY CONTENT

Compare Countries

Mali and Paraguay are both landlocked.

Use the Compare Countries tool to find out more about both of these countries.

Mali Paraguay

Explore Biographies

Biography of the day: Sir Anthony Hopkins

Welsh actor Sir Anthony Hopkins, a performer of tremendous intensity, was born this day in 1937. He is best remembered for his Academy Award-winning role as demented serial killer Hannibal Lecter in *The Silence of the Lambs* (1991).

Did You Know?

The Wright brothers experimented with gliders before building their first plane. A star's color shows its temperature. Among other things, Charles Darwin observed forces that built mountains.

At a Glance

People everywhere celebrate special days known as festivals or holidays. William Shakespeare is considered by many to be the greatest dramatist of all time. The British monarchy has a long history.

New & Revised Articles

October 28, 2017	James Nasmyth
October 28, 2017	Tim Duncan
October 28, 2017	Fyodor Dostoyevsky
October 28, 2017	Kazuo Ishiguro NEW
October 28, 2017	Ossie Davis
October 28, 2017	Italy
October 28, 2017	Gustave Eiffel
October 26, 2017	Fats Domino

[See all](#)

Recommended U.S. Primary Sources

Find letters, speeches and other U.S. primary source materials, including documents specified in state standards.

- Patrick Henry's speech to the second Virginia Convention (1775)
- Declaration of Independence (1776)
- Constitution of the United States of America (1787)
- Federalist papers, number 10 (1787-88)
- Federalist papers, number 51 (1787-88)
- Bill of Rights (1791)
- President George Washington's Farewell Address (1796)
- Monroe Doctrine (1823)
- Emancipation Proclamation (1863)
- Gettysburg Address (1863)
- President Abraham Lincoln's Second Inaugural Address (1865)
- President Franklin D. Roosevelt's Annual Message to Congress (1941)
- Civil Rights Act (1964)

Additional recommendations:

- constitution
- address
- declaration
- Lincoln
- inaugural
- president
- Washington

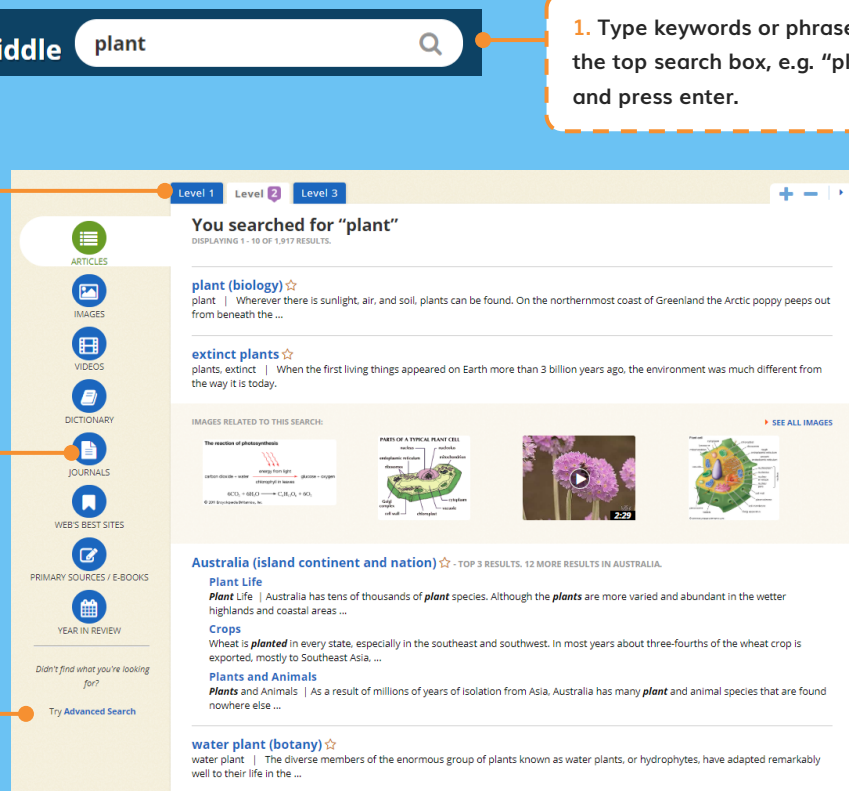
How do you conduct a full search?

1. Type keywords or phrases into the top search box, e.g. "plant" and press enter.

2. Select tabs to see search results across each reading level.

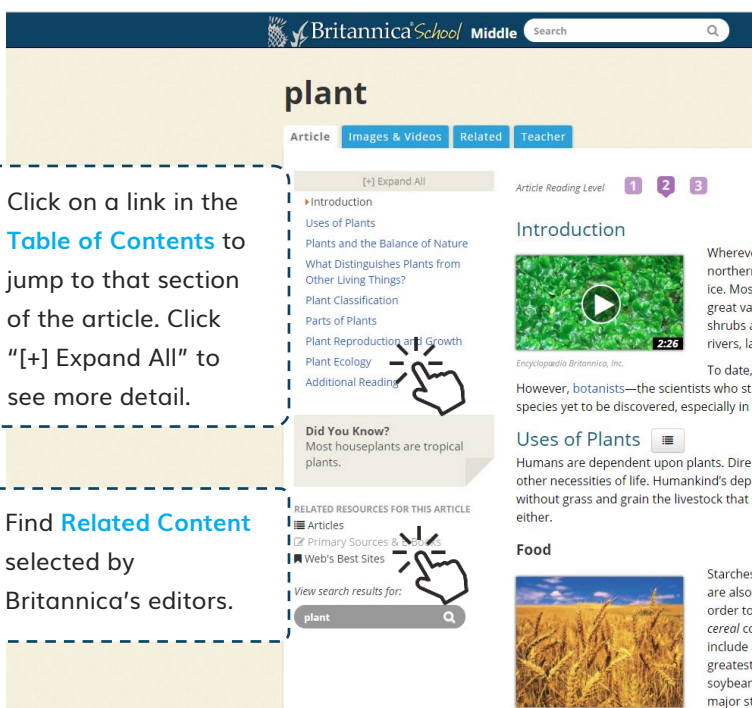
3. Click each circle icon to filter results by a content type, e.g. Articles, Images, Videos, Journals, Recommended Websites or Primary Sources/E-books.

4. Select from the search results or refine your search using [Advanced Search](#).



Middle Level – Articles and Media

Articles in the Middle and High Levels have up to **3 Reading Levels**. Click on a level icon to switch to content most suited to your ability.



Click on a link in the **Table of Contents** to jump to that section of the article. Click "[+] Expand All" to see more detail.

Find **Related Content** selected by Britannica's editors.

1 2 3

Embedded Links are coloured blue. Click these links to navigate to another article or media file.

High Level (for grade 10 – 12 students)

Click the Britannica School logo to Return to [School Home page](#). Click "High" to return to [High School Home page](#).

Britannica School High Search

Students Educators Help

ARTICLE BROWSE BIOGRAPHIES COMPARE COUNTRIES MEDIA BROWSE
WORLD ATLAS TOUR THE U.S.A. MY CONTENT

EXPLORE BIOGRAPHIES

Read more about the lives of the important, the influential, and the infamous.

Era
Cultural Associat...
Known for
Gender

Go!

RECOMMENDED U.S. PRIMARY SOURCES

Find letters, speeches and other U.S. primary source materials, including documents specified in state standards.

Patrick Henry's speech to the second Virginia Convention (1775)
Declaration of Independence (1776)
Constitution of the United States of America (1787)
Federalist papers, number 10 (1787-88)
Federalist papers, number 51 (1787-88)
Bill of Rights (1791)
President George Washington's Farewell Address (1796)
Monroe Doctrine (1823)
Emancipation Proclamation (1863)
Gettysburg Address (1863)
President Abraham Lincoln's Second Inaugural Address (1865)
President Franklin D. Roosevelt's Annual Message to Congress (1941)
Civil Rights Act (1964)

Additional recommendations:
• constitution • inaugural address
• address • president
• declaration • Washington
• Lincoln

BEHIND THE NEWS

The Mold That Wrecked Ireland
Why Do Leaves Change Color?
The Importance of the Rosetta Stone

NEW AND UPDATED

OCT 31
• Silk Road
• Julianne Moore

OCT 28
• Venezuela
• Edward I
• assassination of John F. Kennedy
• James Joyce
• Robert Frost
• St. Peter Claver
• Jeff Bezos
• Nauru

ON THIS DAY

December 30 U.S.S.R. Established
December 29 Grand Old Man
December 28 Opening the Abbey

Click on [Students](#) to access research planners, notes on best practice and step by step guidelines for writing research papers, book reviews and science reports.


Click on [Educators](#) to browse Lesson Plans and curriculum standards by subject and year level.

Access digital transcripts of letters, speeches, historical documents and other primary source material by clicking on any of the [Recommended Primary Sources](#).

High Level – Articles and Media

Hover your cursor over an image to Magnify it.

Jump to any part of an article by clicking on a sub topic link in the Table of Contents.

Click the  button to expand table of contents.

Adjust the Text Size for easier reading.

Increase text size by clicking "+" and reduce text size by clicking "-".

The screenshot shows the Britannica School High Level interface for the article "bacteria". The page includes a search bar, navigation links for "Students", "Educators", and "Help", and a "Sign In to My Britannica" option. The article title "bacteria" is prominently displayed. Below the title, there are tabs for "Article", "Images & Videos", and "Related". A table of contents is visible on the left, with a magnifying glass icon over the "The bacterial cell" link. A large image of yellow bacterial cells is shown in the center. On the right, there is a text area with a magnifying glass icon over a portion of the text. A "Table of Contents" sidebar is also visible on the right side of the page.

Scroll to the end of an article to see our suggestions for Additional Reading and research references.

Verify the source by clicking to see a list of Article Contributors and a short abstract about their accreditations in the subject matter.

The screenshot shows the bottom portion of the "bacteria" article. It features a section titled "Additional Reading" with a list of references, including "Bergey's Manual of Systematic Bacteriology" and "Molecular Genetics of Bacteria". Below this, there is a section for "Article Contributors" with a magnifying glass icon over the "Article Contributors" link. The page also includes a search bar, navigation links, and a "Sign In to My Britannica" option.

My Britannica

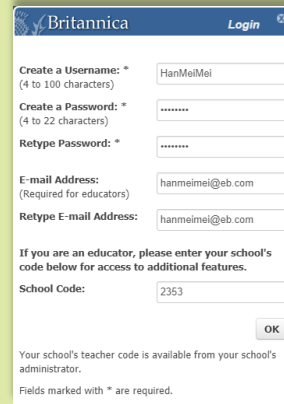
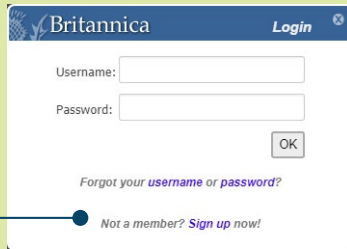
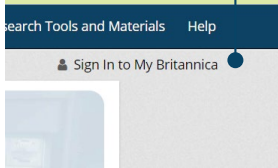


How do you create a My Britannica account?

1. Click **Sign in to My Britannica** found in the top right corner of any page.

2. In the pop-up, click **Sign up** to create your account.

3. In the new window, enter your details, then **Click OK**. Your **school code** is provided by Britannica.

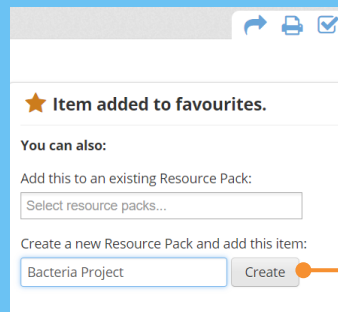
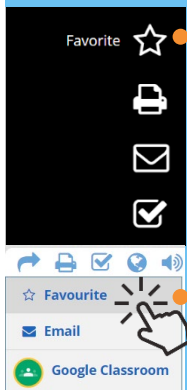


★ How do you add content to My Britannica?

1. Click the **Star** in the Media Gallery to add an image or video to My Britannica.

1. Click the **Arrow** in the article tool bar, then select "favourite" to add an article to My Britannica.

2. When prompted, you can select to save the item to an existing **Resource Pack** or create a new pack by entering a pack (or folder) name.



📁 How do you organise your content?

TIP: Click to see all your **Saved Content**.

TIP: Create **New Pack**.

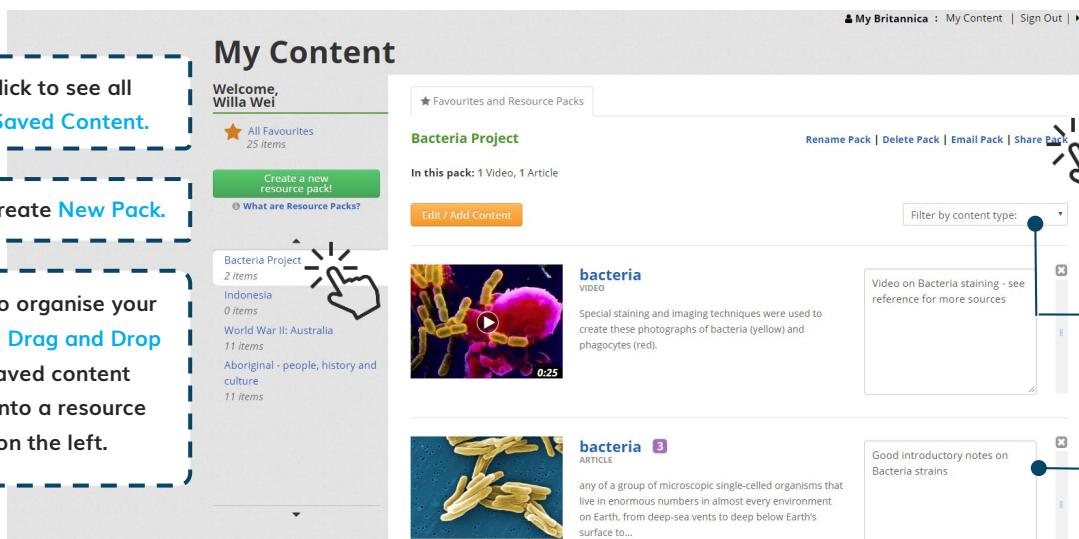
TIP: To organise your items, **Drag and Drop** any saved content over into a resource pack on the left.

TIP: Click on **My Content** in the top right corner of every page to go to My Britannica portal.

TIP: **Share** your packs via a generated link or email.

TIP: Click to **Filter** your content by type e.g. images.

TIP: Add **Notes** to your saved content.



English as a Foreign Language Support

Text to Speech (Elementary)

TIP: Click the Play button next to subtopic headings to listen to an audio version of the article with our **Text-to-Speech** feature!

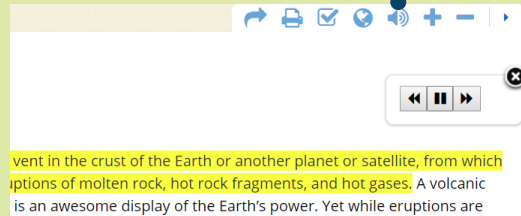
Where Volcanoes Form

Earth's crust is made up of huge, rocky pieces called plates. The plates move slowly over the crust. Most volcanoes lie along the boundaries between these plates.

Some of the most violent eruptions take place where the edge of one plate is forced beneath the edge of another. This forces magma to rise to the surface. Hot gases in the magma make these volcanoes very

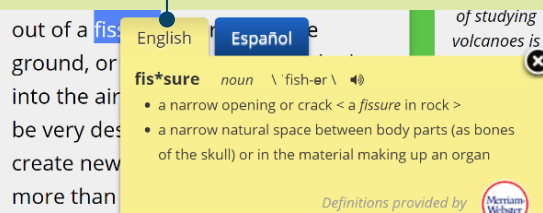
Text to Speech (Middle and High)

TIP: Click the top-of-page Audio icon to listen to an audio version of the article with our **Text-to-Speech** feature!



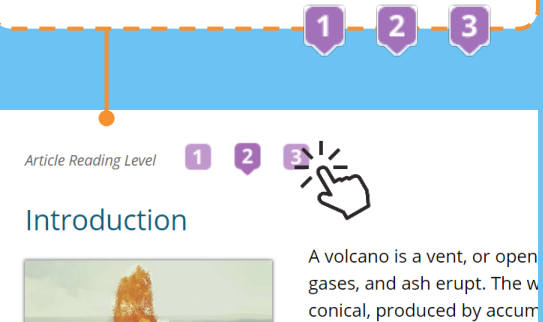
Dictionary

TIP: Double-click any word in an article to see a **Quick-Click Dictionary** definition! English and Spanish language available.



Reading Levels

TIP: Articles have up to 3 different **Reading Levels**. Read within your comfort zone by selecting the level most suited to your ability.



Content Translator

TIP: Use the **Language** tool in the bottom right of a page to translate an entire article into Chinese.

和盎格鲁-撒克逊王国联合而成，长期以来由几个不同的教和性格上各不相同。即使在今天，许多英国人也通过自己身份，例如约克郡、西部国家、中部地区，即使他们保持紧密的联系。然而，共同点比这些差异更重要，许失，特别是随着英国从农村向高度城市化社会的转变。



volcano

Navigation Tools

🔑 How do you use the Britannica School toolbar?

The diagram shows a toolbar with the following icons from left to right: a share icon, a printer icon, a checkmark icon, a globe icon, a speaker icon, a plus sign icon, a minus sign icon, and a right arrow icon. Callout boxes provide the following tips:

- Share icon:** TIP: Click to [Send to Favourites](#) or shared via [Email](#).
- Printer icon:** TIP: [Print](#) full article.
- Checkmark icon:** TIP: Generate a [Citation](#) for the resource.
- Globe icon:** TIP: Have the article read aloud to you by [Text to Speech](#).
- Speaker icon:** TIP: Have the article read aloud to you by [Text to Speech](#).
- Plus sign icon:** TIP: Click to [Enlarge Text Size](#).
- Minus sign icon:** TIP: Click to [Reduce Text Size](#).

Research Tools

✅ How do you use the Citation Tool?

Cite

While every effort has been made to follow citation style rules, there may be some discrepancies. Please refer to the appropriate style manual or other sources if you have any questions.

Select citation style

- MLA
- MLA
- APA
- Harvard**
- Chicago Manual of Style

Encyclopædia Britannica, 9
https://school.ebonline.com/levels/middle/article/plant/353639.

1. Click "Cite" icon in the toolbar to open the Cite popup window. Then select your preferred standard citation style from the drop-down menu.

2. Highlight and copy the generated citation text. Paste into another document as required.

Select citation style

Harvard

Plant 2018. *Britannica School*. Retrieved 12 July 2018, from <https://school.ebonline.com/levels/middle/article/plant/276449>

Britannica School Support

Do you need help?

Please speak to your librarian if you have questions about using Britannica School or any of the features. You can also contact us directly through our:

Website: <https://china.eb.com>


Email: contactcn@eb.com

Guided Tour Video



Watch our Britannica School Guided Tour video (and more) on our Youku Channel:

<http://i.youku.com/britannica>



Accessing Britannica School from Home

Did you know that you could also access the wonders of Britannica School – including your My Britannica account - at home? Please check with your library on whether this feature has been switched on for your institution.